

GMU Hardware API for Authenticated Ciphers



**Ekawat Homsirikamol,
William Diehl, Ahmed Ferozpuri,
Farnoud Farahmand,
Malik Umar Sharif, and Kris Gaj
George Mason University
USA**

<http://cryptography.gmu.edu>
<https://cryptography.gmu.edu/athena>

GMU CAESAR Team



**“Ice”
Homsirikamol**




**Will
Diehl**



**Ahmed
Ferozpuri**



**Farnoud
Farahmand**



**Umar
Sharif**

Motivation

- **Only Software API defined in the CAESAR Call for Submissions**
- **Hardware API can have a high influence on Area and Throughput/Area ratio of all candidates**
- **Hardware API typically much more difficult to modify than Software API**
- **Tentative deadline for second-round Verilog/VHDL: 2015.12.15**
- **Without a comprehensive hardware API, the comparison of existing and future implementations highly unreliable and potentially unfair**
- **Need for a uniform hardware API, endorsed by the CAESAR Committee, and adopted by all future implementers**

Proposed Features (1)

- **inputs of arbitrary size in bytes (but a multiple of a byte only)**
- **size of the entire message/ciphertext does not need to be known before the encryption/decryption starts (unless required by the algorithm itself)**
- **independent data and key inputs**
- **wide range of data port widths, $8 \leq w \leq 256$**
- **simple high-level communication protocol**
- **support for the burst mode**
- **possible overlap among processing the current input block, reading the next input block, and storing the previous output block**

Proposed Features (2)

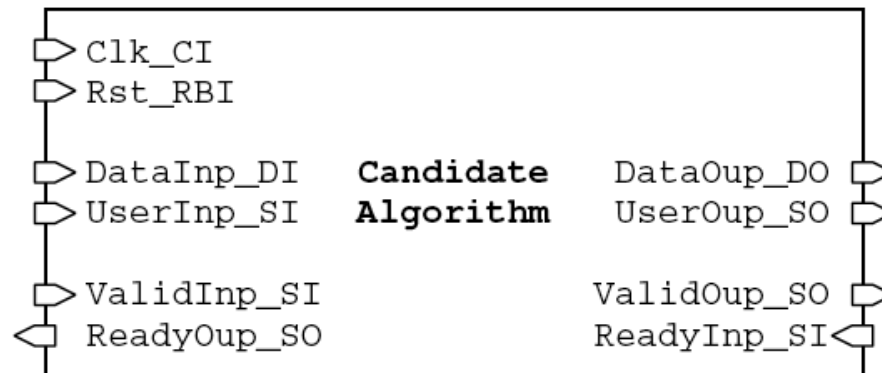
- **storing decrypted messages internally, until the result of authentication is known**
- **support for encryption and decryption within the same core, but only one of these two operations performed at a time**
- **ability to communicate with very simple, passive devices, such as FIFOs**
- **ease of extension to support existing communication interfaces and protocols, such as**
 - **AMBA-AXI4 from ARM - a de-facto standard for the System-on-Chip buses**
 - **PCI Express – high-bandwidth serial communication between PCs and hardware accelerator boards**

Previous Work

- **Popular general-purpose interfaces**
 - **ARM:** **AXI4**, **AXI4-Lite**, **AXI4-Stream** (Advanced eXtensible Interface)
 - **IBM:** **PLB** (Processor Local Bus), **OPB** (On-chip Peripheral Bus)
 - **Altera:** **Avalon**
 - **Xilinx:** **FSL** (Fast Simplex Link)
 - **Silicore Corp.:** **Wishbone** (used by opencores.org)
- **Hardware APIs used during the SHA-3 Contest**
 - **GMU**, **Virginia Tech**, **University College Cork**, etc.
- **Interfaces used so far in the CAESAR competition**
 - **minimalistic, algorithm specific**
 - **AXI4-Stream-based proposed by ETH**
(non-uniform, algorithm-specific user and data ports)

ETH Interface Conventions

MS Thesis of Cyril Arnould, March 2015



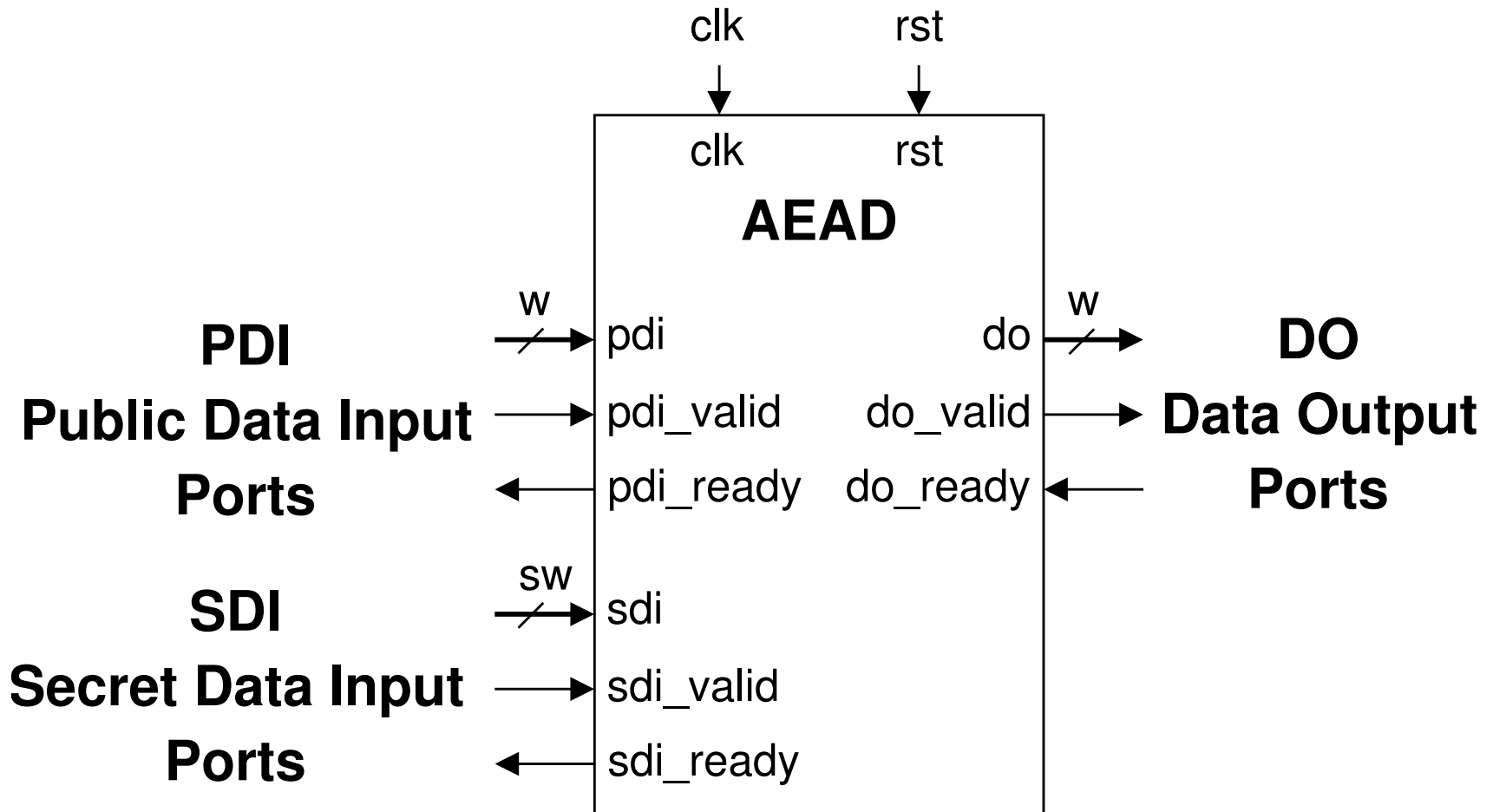
Tiaoxin-346

Signal Name	Width	Bit range	Description
		263 downto 261	Unused.
DataInp_DI	264 bit	260 downto 256	Bytelength of the data block. If the length is zero, the block is full.
		255 downto 0	Input data.
UserInp_SI	3 bit	2	Signals whether we are encrypting (0) or decrypting (1).
		1 downto 0	Datatype.
DataOutp_DO	256 bit	255 downto 0	Output data.
UserOutp_SO	1 bit	0	Signals whether the received tag matches the computed tag, i.e. whether decryption was successful or not.

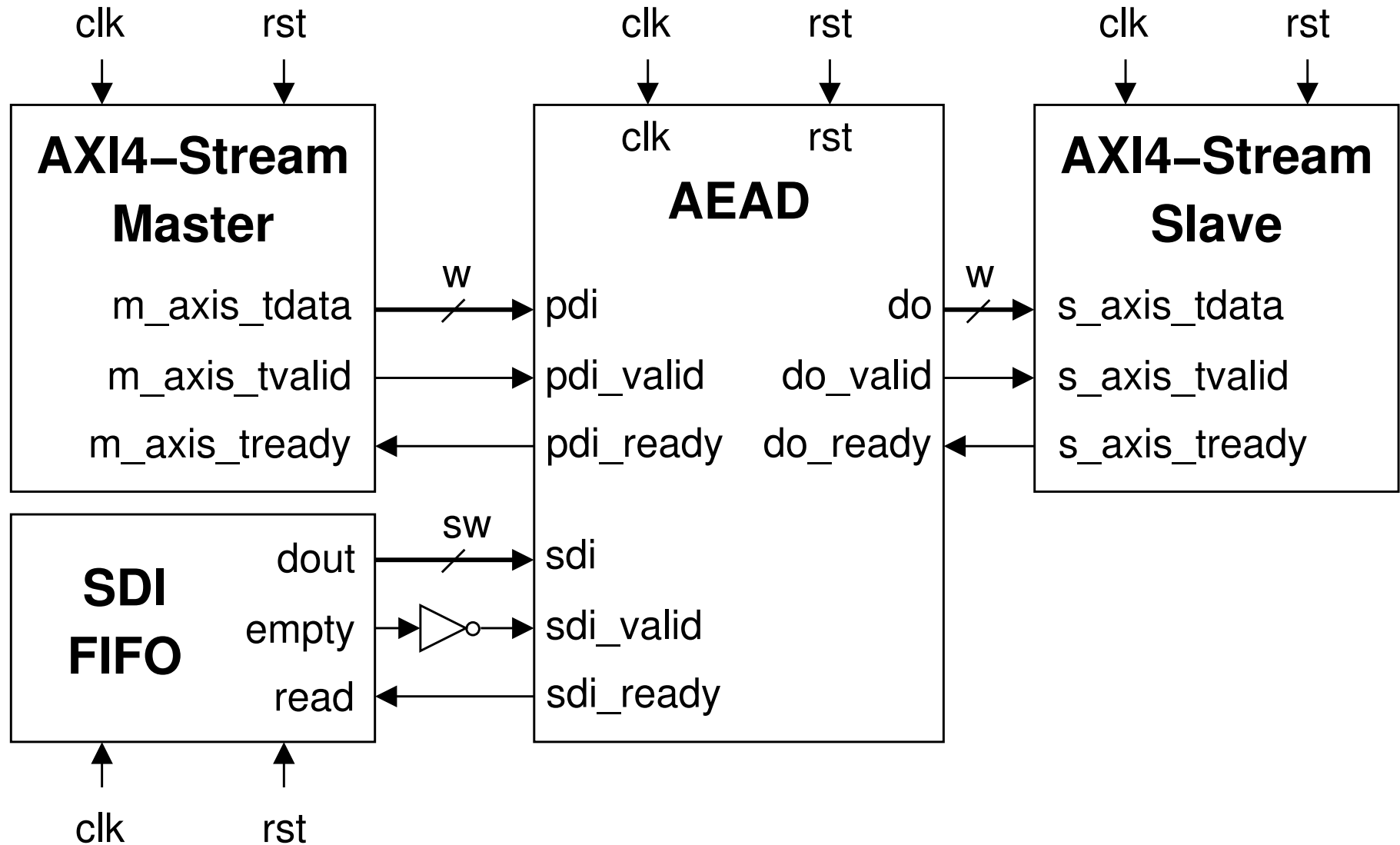
ICEPOLE

Signal Name	Width	Bit range	Description
DataInp_DI	1024 bit	1023 downto 0	Input data.
		10	Signals whether the tag block already contains the key and nonce to initialize the next message (1) or not (0). [†]
		9	Signals whether we are encrypting (0) or decrypting (1).
UserInp_SI	10/11 bit		Indicates that the current block is the last associated data or message block.
		8	Toggles the FrameBit_SP flip-flop, is therefore required to be zero for all other datatypes.
		7 downto 0	Bytelength of the data block.
DataOutp_DO	1024 bit	1023 downto 0	Output data.
UserOutp_SO	1 bit	0	Signals whether the received tag matches the computed tag, i.e. whether decryption was successful or not.

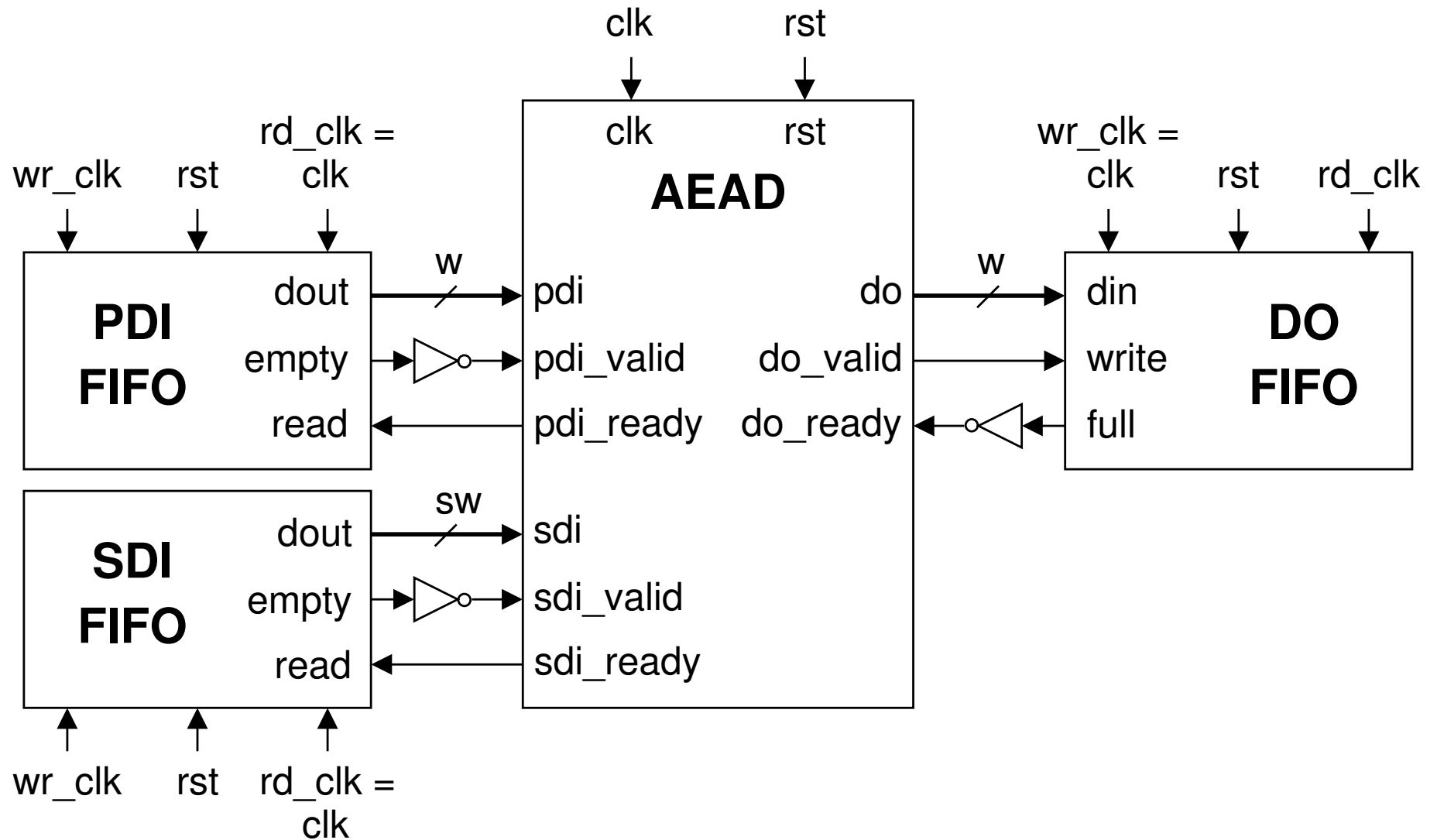
AEAD Interface



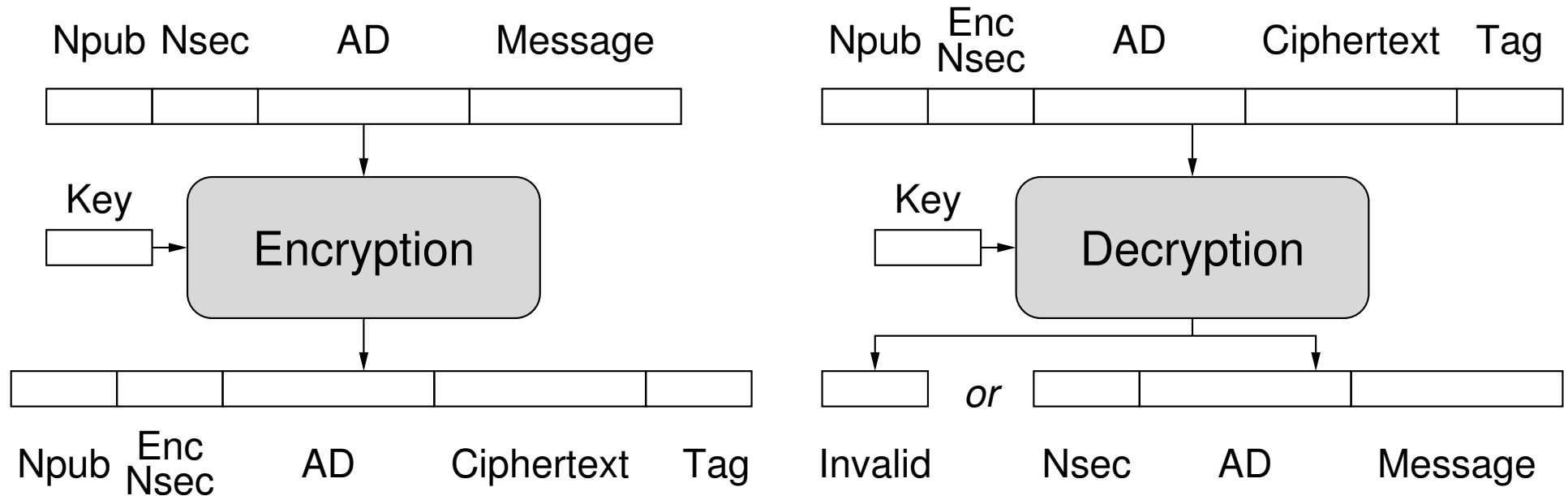
Typical External Circuits (1) – AXI4 IPs



Typical External Circuits (2) - FIFOs

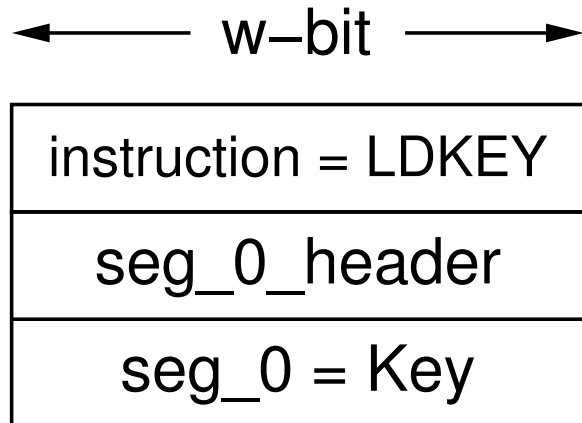


Input and Output of an Authenticated Cipher



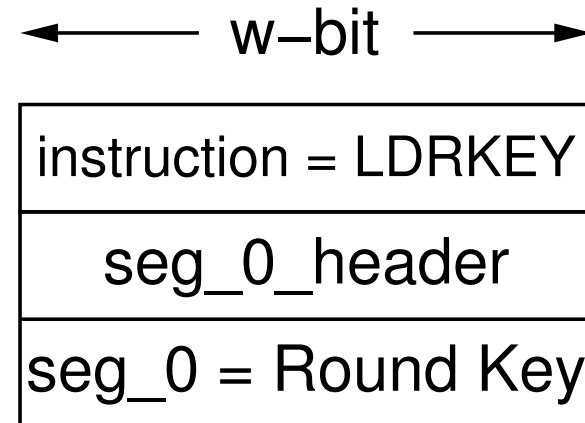
N_{pub} (Public Message Number), typically Nonce
 N_{sec} (Secret Message Number) [supported by few algorithms]
 $Enc_{N_{sec}}$ – Encrypted Secret Message Number
AD – Associated Data

Format of Secret Data Input



Loading Main **Key**

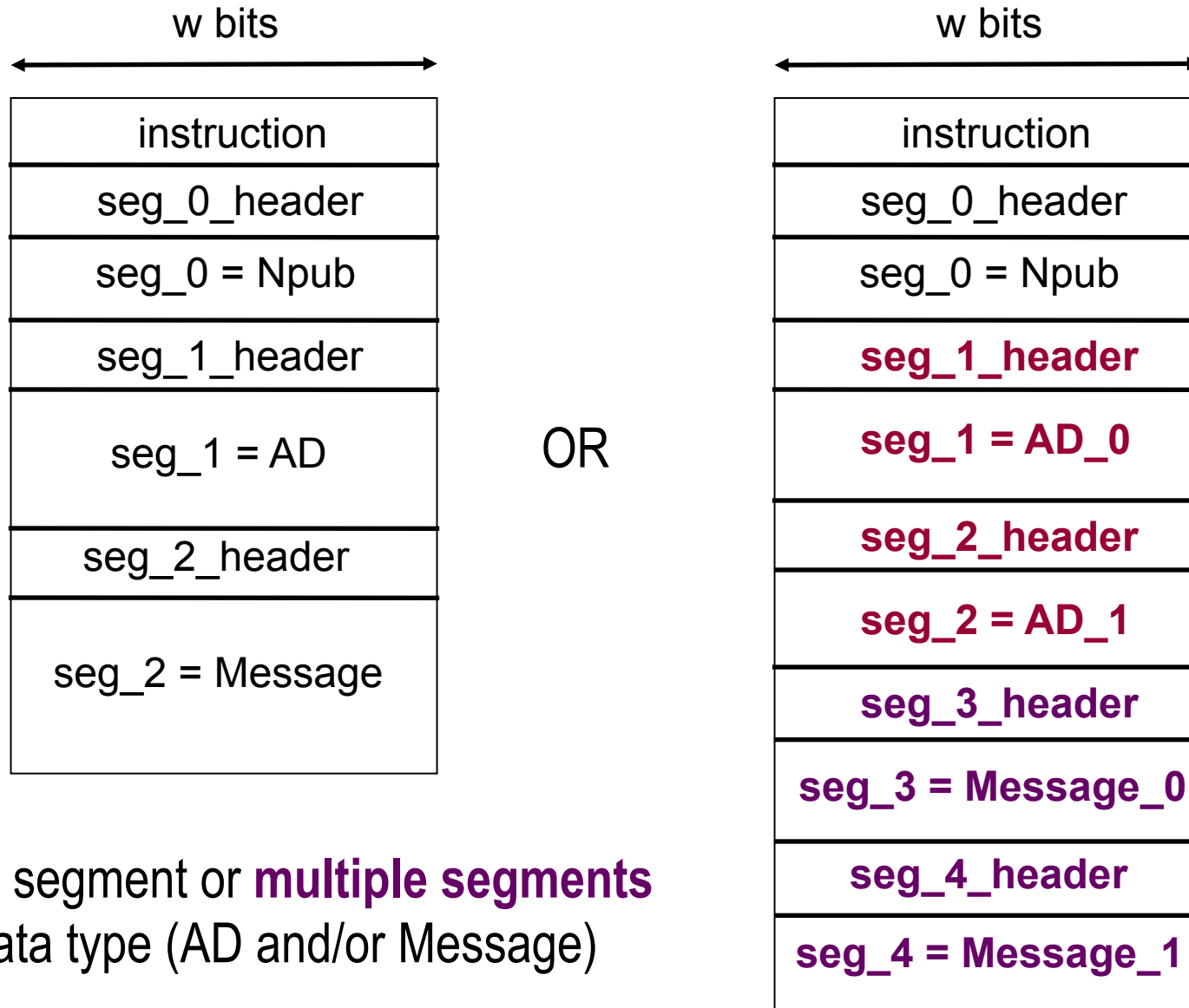
for HW implementations
with Key Scheduling



Loading **Round Keys**

for HW implementations
without Key Scheduling

Format of Public Data Input



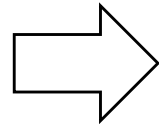
Single segment or **multiple segments** per data type (AD and/or Message)

Format of Public Data Input for Ciphers without Nsec

← w-bit →

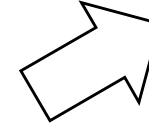
instruction = ACTKEY
instruction = ENC
seg_0_header
seg_0 = Npub
seg_1_header
seg_1 = AD
seg_2_header
seg_2 = Message

PDI for encryption

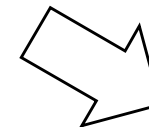


instruction = ACTKEY
instruction = DEC
seg_0_header
seg_0 = Npub
seg_1_header
seg_1 = AD
seg_2_header
seg_2 = Ciphertext
seg_3_header
seg_3 = Tag

**DO for encryption =
PDI for decryption**



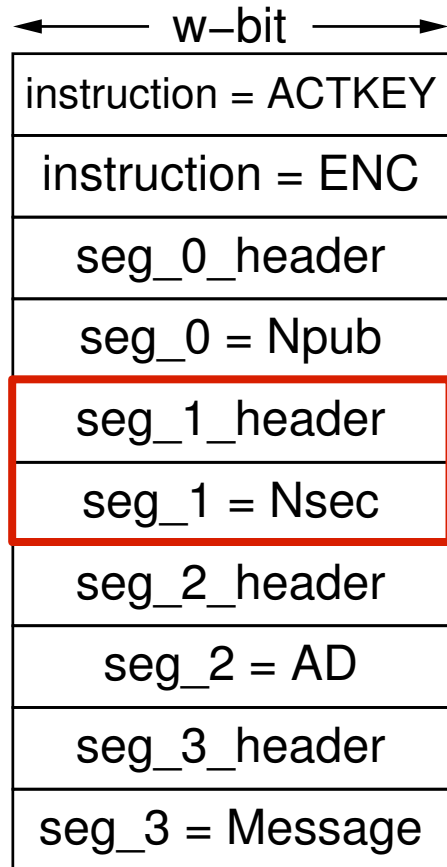
status = PASS
seg_0_header
seg_0 = AD
seg_1_header
seg_1 = Message



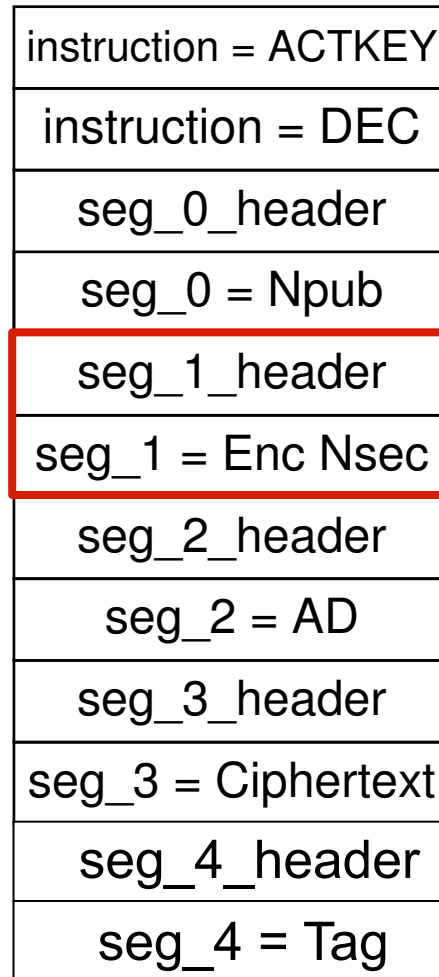
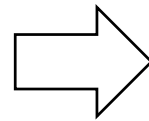
status = FAIL

DO for decryption

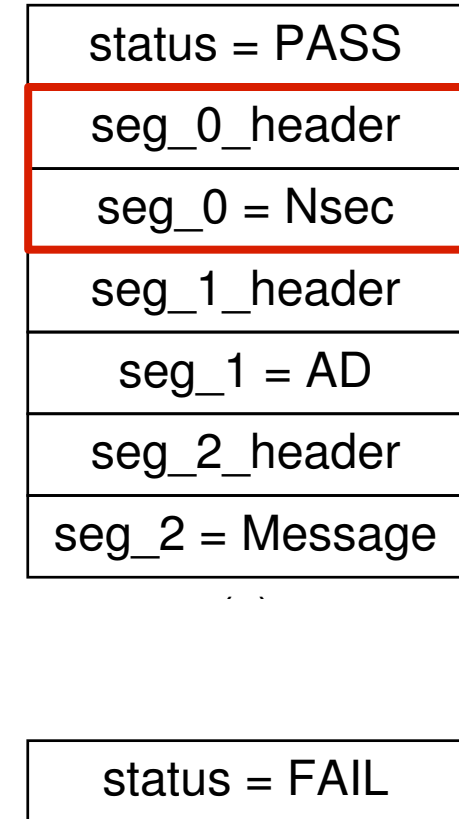
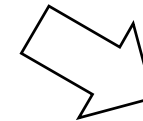
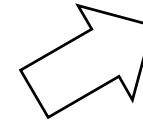
Format of Public Data Input for Ciphers with Nsec



PDI for encryption

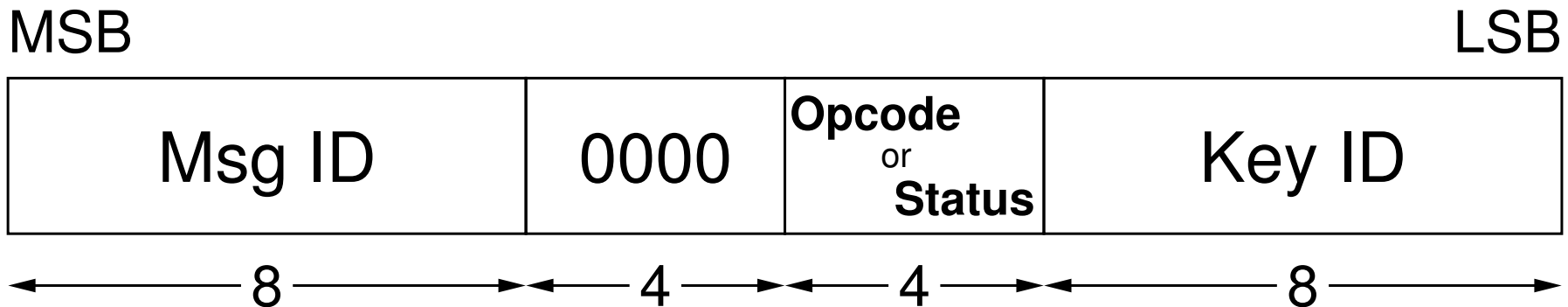


**DO for encryption =
PDI for decryption**



DO for decryption

Instruction/Status Word Format



Divided into $\lceil 24/w \rceil$ words, starting from MSB

Opcode:

0010 – Authenticated Encryption (ENC)

0011 – Authenticated Decryption (DEC)

0100 – Load Key (LDKEY)

0101 – Load Round Key (LDRKEY)

0111 – Activate Key (ACTKEY)

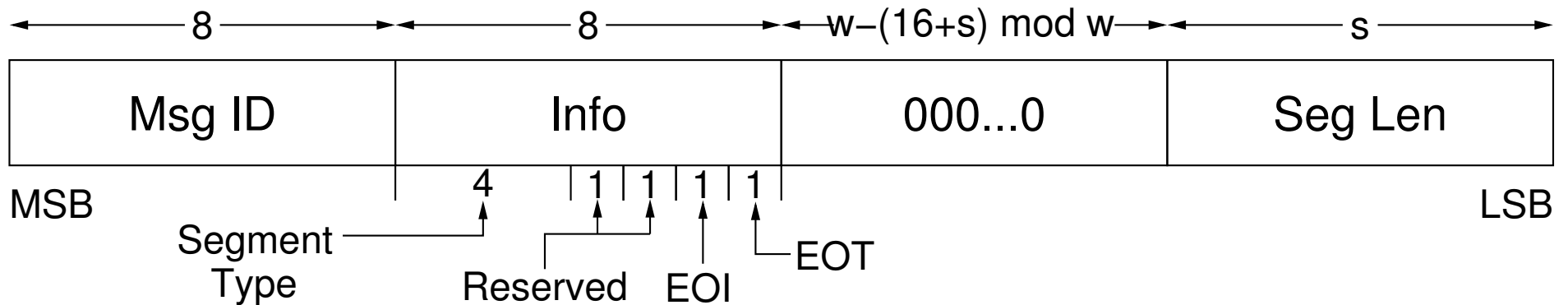
Status:

1110 – Pass

1111 – Fail

Others – Reserved

Segment Header Format



Divided into $\lceil (16+s)/w \rceil$ words, starting from MSB

EOI = 1 if the last segment of input
0 otherwise

EOT = 1 if the last segment of its type (AD, Message, Ciphertext),
0 otherwise

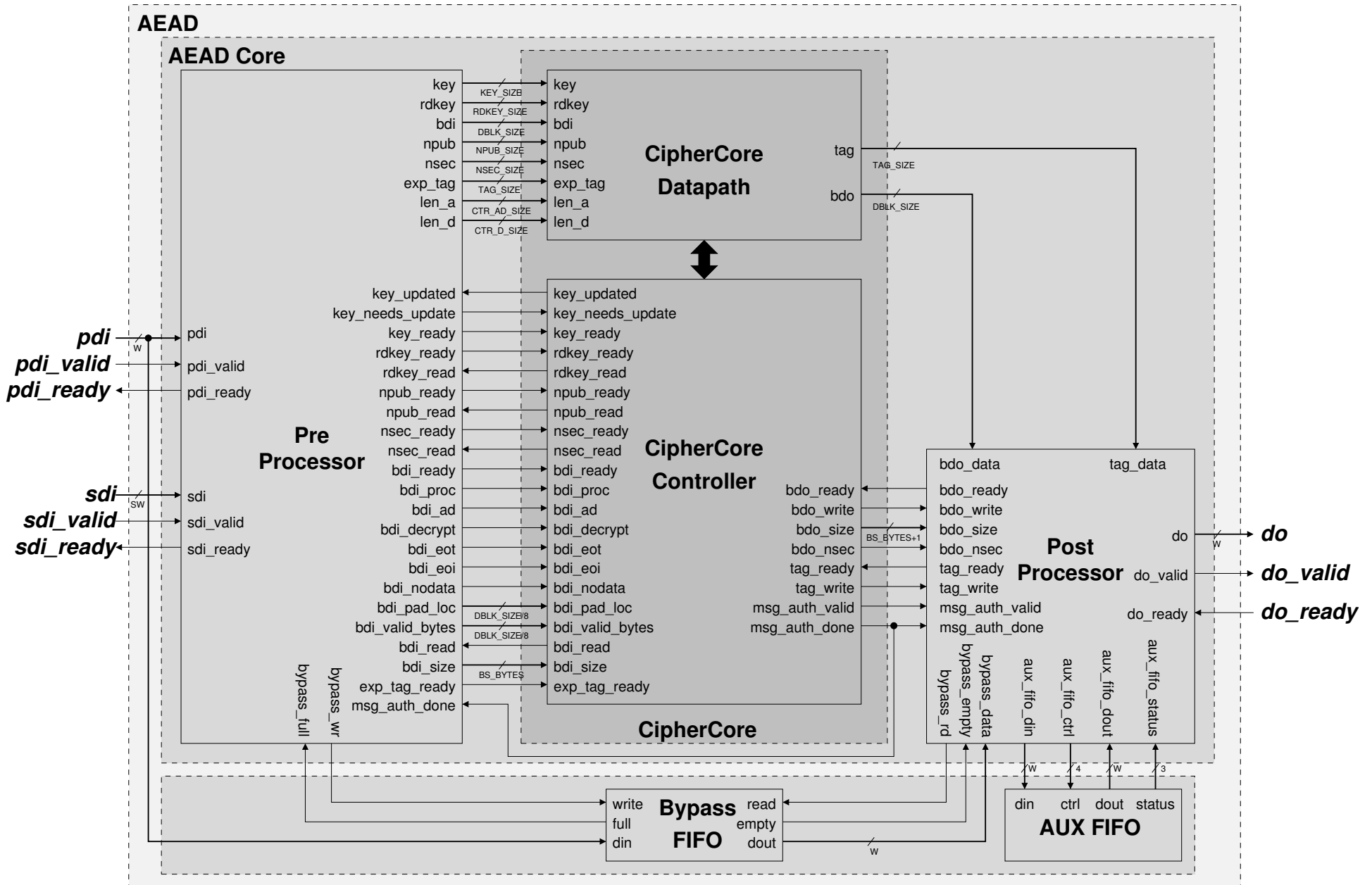
Segment Type:

- | | |
|-----------------|-------------------|
| 0000 – Reserved | 0100 – Ciphertext |
| 0001 – Npub | 0101 – Tag |
| 0010 – AD | 0110 – Key |
| 0011 – Message | 0111 – Round Key |
| 1000 – Nsec | 1001 – Enc Nsec |

Universal Testbench & Automated Test Vector Generation

- **Universal Testbench supporting any authenticated cipher core following GMU AEAD API**
- **Change of cipher requires only changing test vector file**
- **A Python script created to automatically generate test vector files representing multiple test cases**
 - **Encryption and Decryption**
 - **Empty Associated Data and/or Empty Message/Ciphertext**
 - **Various, randomly selected sizes of AD and Message/Ciphertext**
 - **Valid tag and invalid tag cases**
- **All source codes made available at GMU ATHENa website**

Block Diagram of AEAD



PreProcessor and PostProcessor for High-Speed Implementations (1)

PreProcessor:

- parsing segment headers
- loading and activating keys
- Serial-In-Parallel-Out loading of input blocks
- padding input blocks
- keeping track of the number of data bytes left to process

PostProcessor:

- clearing any portions of output blocks not belonging to ciphertext or plaintext
- Parallel-In-Serial-Out conversion of output blocks into words
- formatting output words into segments
- storing decrypted messages in AUX FIFO, until the result of authentication is known
- generating an error word if authentication fails

PreProcessor and PostProcessor for High-Speed Implementations (2)

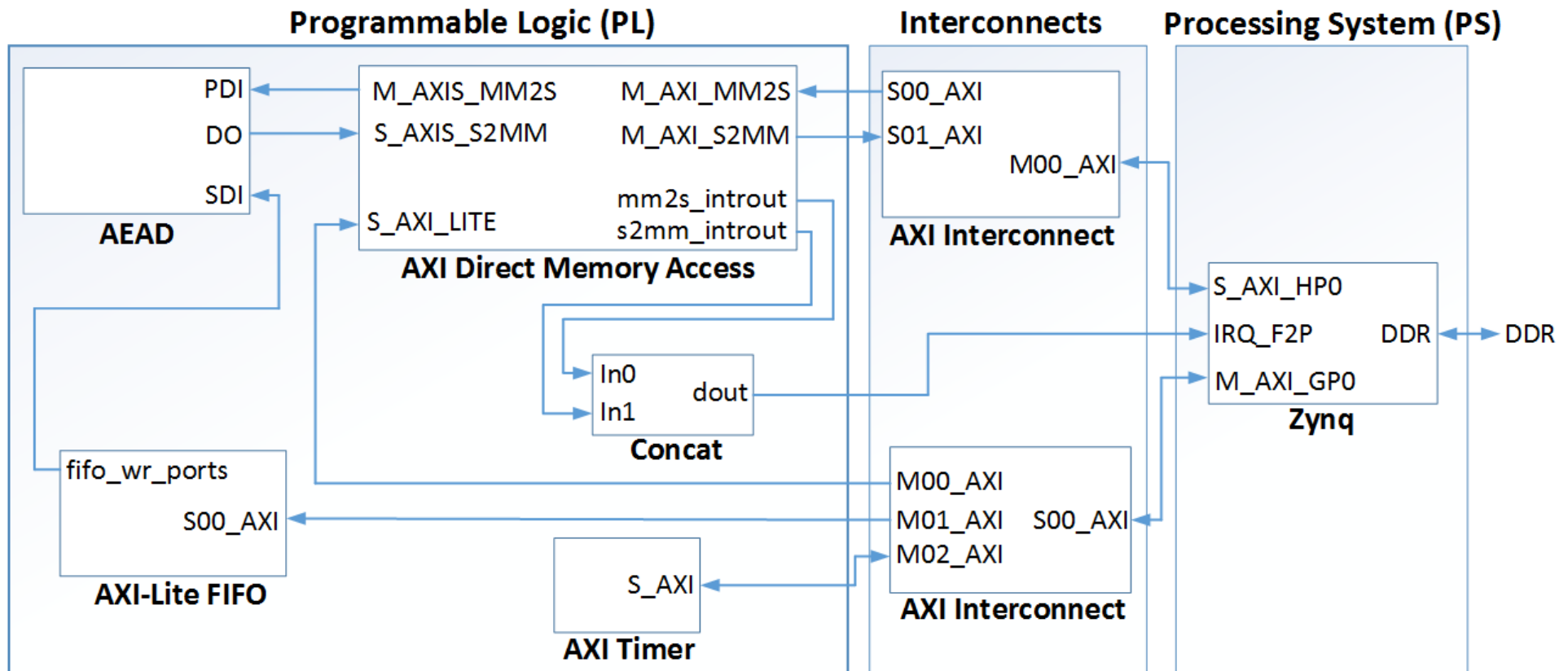
Features:

- **Ease of use**
- **No influence on the maximum clock frequency of AEAD (up to 300 MHz in Virtex 7)**
- **Limited area overhead**
- **Clear separation between the AEAD Core unit and internal FIFOs**
 - **Bypass FIFO – for passing headers and associated data directly to PostProcessor**
 - **AUX FIFO – for temporarily storing unauthenticated messages after decryption**

Benefits:

- **The designers can focus on designing the CipherCore specific to a given algorithm, without worrying about the functionality common for multiple algorithms**
- **Full-block width interface of the CipherCore**

Test of Compatibility with AXI4 IP Cores



Correct operation verified and performance measured experimentally using the ZedBoard based on Xilinx ZYNQ XC7Z020 All Programmable SoC

AES & Keccak-F Permutation VHDL Codes

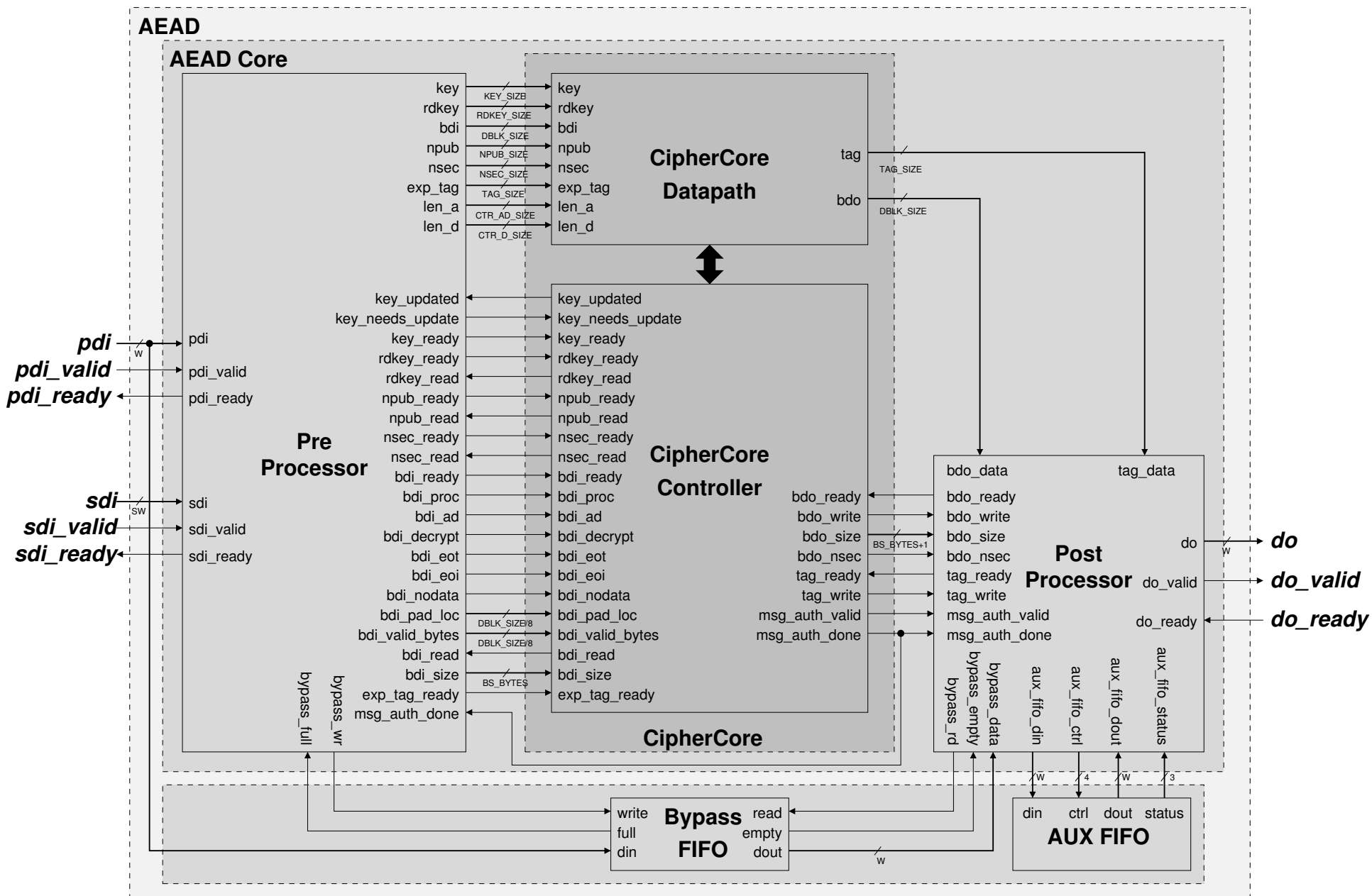
- **Additional support provided for designers of Cipher Cores of CAESAR candidates based on AES and Keccak**
- **Fully verified VHDL codes, block diagrams, and ASM charts of**
 - **AES**
 - **Keccak-F Permutation**
- **All resources made available at the GMU ATHENa website**

<https://cryptography.gmu.edu/athena>

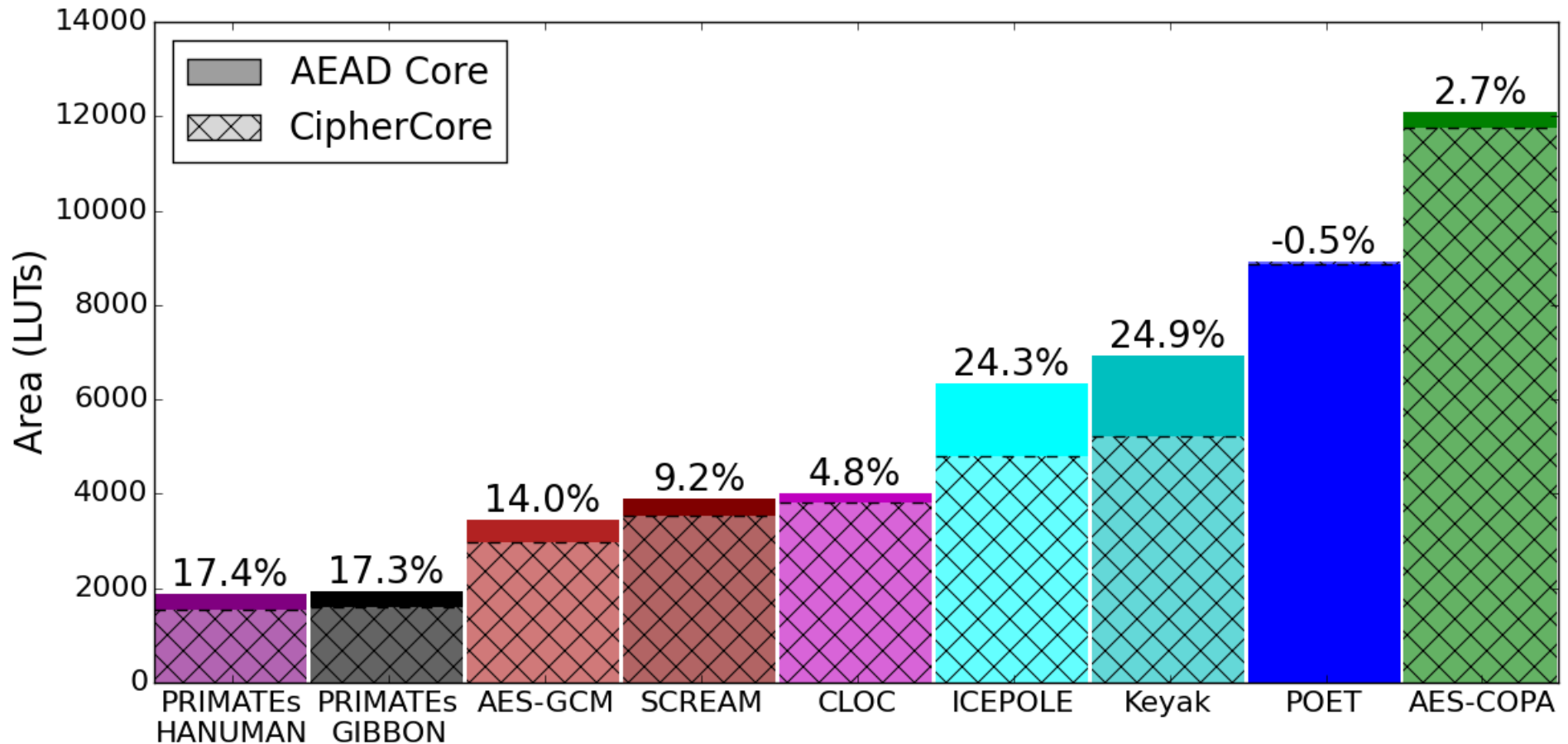
Generation of Results

- **Generation of results possible for**
 - CipherCore – full block width interface, incomplete functionality
 - AEAD Core - **recommended**
 - AEAD – difficulty with setting BRAM usage to 0 (if desired)
- **Use of wrappers:**
 - Out-of-context (OOC) mode available in Xilinx Vivado (no pin limit)
 - Generic wrappers available in case the number of port bits exceeds the total number of user pins, when using Xilinx ISE
 - GMU Wrappers: 5 ports only (clk, rst, sin, sout, piso_mux_sel)
- **Recommended Optimization Procedure**
 - ATHENa for Xilinx ISE and Altera Quartus II
 - 25 default optimization strategies for Xilinx Vivado

Block Diagram of AEAD



AEAD Core vs. CipherCore Area Overhead for Virtex-6



$$\text{Overhead} = \frac{\text{LUT}(\text{AEAD_Core}) - \text{LUT}(\text{CipherCore})}{\text{LUT}(\text{AEAD_Core})} \times 100\%$$

ATHENa Database of Results for Authenticated Ciphers

- Available at
<http://cryptography.gmu.edu/athena>
- Developed by John Pham, a Master's-level student of Jens-Peter Kaps
- Results can be entered by designers themselves.
If you would like to do that, please contact us regarding an account.
- The ATHENa Option Optimization Tool supports automatic generation of results suitable for uploading to the database

Ranking View (2)

Throughput for:

- Authenticated Encryption
- Authenticated Decryption
- Authentication Only

Min Area:

Max Area:

Min Throughput:

Max Throughput:

Source:

- Source Available

Ranking:

- Throughput/Area
- Throughput
- Area

Please note that codes with primitives, megafunctions, or embedded resources are not fully portable.

Update

Compare Selected

Show entries

Result ID	Algorithm <small>Disable Unique</small>	Key Size [bits]	Implementation Approach	Hardware API	Arch Type
154	ICEPOLE	128	RTL	GMU_AEAD_Core_API_v1.1	Basic Iterative
73	Keyak	128	RTL	GMU_AEAD_Core_API_v1	Basic Iterative
62	AES-GCM	128	RTL	GMU_AEAD_Core_API_v1	Basic Iterative
65	CLOC	128	HLS	GMU_AEAD_Core_API_v1	Basic Iterative
80	PRIMATEs-GIBBON	120	RTL	GMU_AEAD_Core_API_v1	Basic Iterative
144	OCB	128	RTL	GMU_AEAD_Core_API_v1	Basic Iterative
124	PRIMATEs-HANUMAN	120	HLS	GMU_AEAD_Core_API_v1	Basic Iterative
86	SCREAM	128	RTL	GMU_AEAD_Core_API_v1	Basic Iterative
142	Joltik	128	RTL	GMU_AEAD_Core_API_v1	Basic Iterative
75	POET	128	RTL	GMU_AEAD_Core_API_v1	Basic Iterative
60	AES-COPA	128	RTL	GMU_AEAD_Core_API_v1	Basic Iterative

Database of Results

Ranking View:

Supports the choice of

- I. **Hardware API** (e.g., GMU_AEAD_Core_API_v1, GMU_AEAD_API_v1, GMU_CipherCore_API_v1)
- II. **Family** (e.g., Virtex 6 (default), Virtex 7, Zynq 7000)
- III. **Operation** (Authenticated Encryption (default), Authenticated Decryption, Authentication Only)
- IV. **Unit of Area** (for Xilinx FPGAs: LUTs vs. Slices)
- V. **Ranking criteria** (Throughput/Area (default), Throughput, Area)

Table View:

- more flexibility in terms of filtering, reviewing, ranking, searching for, and comparing results with one another

Conclusions

- **Complete Hardware API for authenticated ciphers, including**
 - Interface
 - Communication Protocol
- **Design with the GMU hardware API facilitated by**
 - Detailed specification ([ePrint 2015/669](#))
 - Universal testbench and Automated Test Vector Generation
 - PreProcessor and PostProcessor Units for high-speed implementations
 - Universal wrappers and scripts for generating results
 - AES and Keccak-F Permutation source codes and diagrams
 - Ease of recording and comparing results using ATHENa database
- **GMU proposal open for discussion and possible improvements through**
 - Better specification
 - Better implementation of supporting codes

Extensions of the Current Hardware API (under development)

- **support for two-pass algorithms**
- **pipelining of multiple streams of data**
- **detection and reporting of input formatting errors**
- **accepting inputs with padding done in software**

Thank you!

Comments?



Questions?

Suggestions?

<http://cryptography.gmu.edu/athena>

Choose: Download

<http://cryptography.gmu.edu>